

RL-dmx512-508-3535RGBW

Specifications

Picture	Parameters	
 <p>5cm点光源-RGBW</p>	Input voltage	DC 24V
	Lamp power	1.6W
 <p>工程款-带罩面</p>	IC Chip	UCS512C4
	LED Type	Quality 3535 LED
	LEDs number	8
	Color	RGBW addressable
	IP rating	IP67
	Beam angle	≥140°
	Lifespan	≥50000h

Features

Voltage & power :24V 1.6W/pcs

LED quantity:6pcs RGB smd 3535 led +2pcs white 3535 led

IC Chip set :UCS512C4

Control Method: standard dmx512 protocol

Luminous Size: 50mm

Led color:RGB addressable

Center distance 20cm(30pc per string), customized length optional

M12 Gold Plated Solid Needle, Metal Nut with AWG18 cable with 5pin plug

Working temperaure:-45-60

waterproof Grade:Ip67 for outdoor

Packaging: 30pcs/string ;60pcs/bag ;600pcs /cartoon;

cartoon size: 48cmX48cmX28cm GW:17.5kg

Installing:

1,50mm led pixel light source can be installed by 2.0 diameter steel wire with snap ,

(need to pay for the base clips)



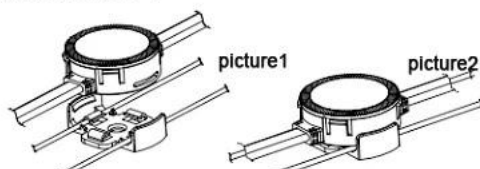
2,Can used Aluminum profiles 50mm diameter of hole ,then fixed into the position of Profiles for 50mm led point light source ;

3, Can be fixed with screws and snap ,Then fixed into the wall ;

4,Directly fixed by glue on the bottom of 50mm led pixel lights ;

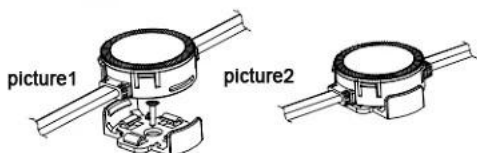
Installation method

Installation method -1



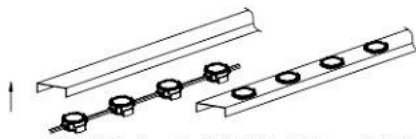
installed wire installation, wire with a diameter of 2.0 rope through the wire bottom cover (picture 1), then the lamp and the bottom of the wire can be tightened (picture 2)

Installation method-3



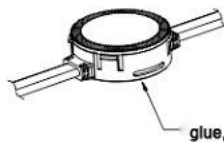
Can be fixed with screws, in the center hole out of the expansion screw fixed to the wall or the need to install the location (picture1), then the lamps and screws can be tightened as shown in picture 2

Installation method-2



(With hole diameter 40MM),the first lamp into the profile hole, and then fixed in the installation position of the profile, can be loaded into the profile thickness: 0.8-3mm

Installation method-4




Directly in the bottom of the lamp with glass glue, stick to the wall can be, as shown

Applications

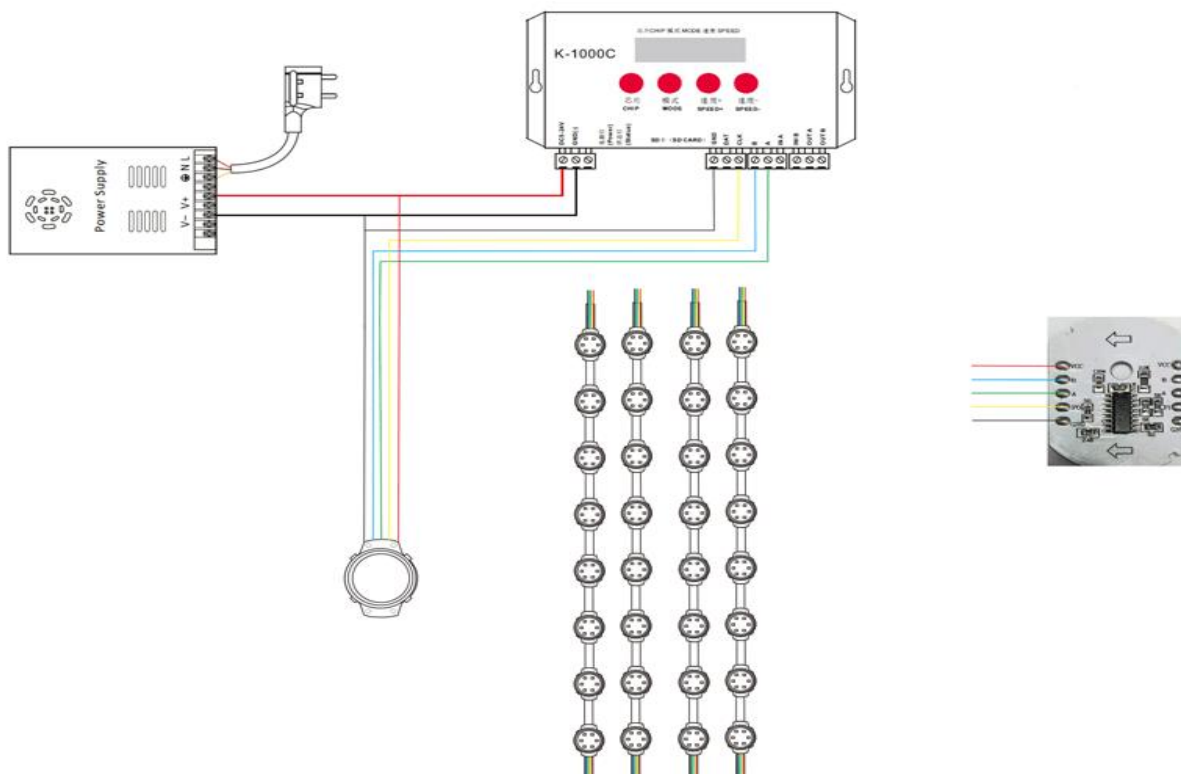
- 1.Ferris Wheel, Merry-Go-Round, Pirate Ship, Pendulum, Bumper Car, Rotor etc amusement rides, castles, carnival, funfair ground, attractions lighting.
2. Logo, signage, exposed luminous characters, channel letters, advertisement billboard.
- 3.Stage, nightclub, pub, KTV entertainment, Bars, Discos, building decorative lighting, bridge edge decoration Building contour,large shopping malls outside wall, Hotel, square street, outdoor AD signs, Logo and other places.
4. Display screen, painted screen, led light project, light engineer etc.

Packing & Weight



Weight/30pcs	Pieces/bag	Pieces/carton	G.W/carton	Carton size
0.86kg	60pcs	600pcs	17.5kg	46.5cm*46cm*28cm

Connection



Notes:

1. Male connector (with pins) is signal input port, female connector (without pins) is signal output port.
2. Take noted there is extra power cable at end of each string to connect to led power supply.
3. We suggest that every 20pcs lights connect to the power supply in parallel to avoid voltage decline.
4. One controller can only support up to 2000 pixels, more than 2000 pixels, you need to cascade with multiple controllers.

(there are other shell and accessories as follow)

